

LED LAMP NEWS 2018



# FILA LAMP SERIES

## FILA LAMPS SERIES

### Product Feature:

- Up-to 85% energy saving compared to standard halogen lamps.
- Standard IEC dimension, direct replacement, easy for installation.
- Mercury free, in compliance with material restriction requirements of RoHS
- Professional light distribution design, creates comfortable light ambience.

### Application:

Ideal for general ambient lighting in offices, conference rooms, restaurants, coffee shops, super markets, hotels and homes

### Technical Specification:-

- Average life: 20,000 hrs
- Color rendering index: Ra ≥ 80
- WW (2200 - 2800K)
- NW (3850-4200K)
- CW (6150 - 6750K)

## C37 Filament Candle Lamps

Matchcode	Watt	Temperature	Beam	Base	Volt	Lumen
MT-LCF 2W T27 E14 230V VIM	2	2700-6500	360°	E14	220-240V	200
MT-LCF 4W T27 E14 230V VIM	4	2700-6500	360°	E14	220-240V	400



## G45 Filament Ball Shape Lamps

Matchcode	Watt	Temperature	Beam	Base	Volt	Lumen
MT-LGF 2W T27 E14 230V VIM	2	2700-6500	360°	E27	220-240V	200
MT-LGF 4W T27 E14 230V VIM	4	2700-6500	360°	E14	220-240V	400

# FILE LAMP SERIES



## GLS type Filament Lamps A60

Matchcode	Watt	Temperature	Beam	Base	Volt	Lumen
MT-LGF 4W T27 E27 230V VIM	4	2700-6500	360°	E27	220-240V	400
MT-LGF 5W T27 E27 230V VIM	5	2700-6500	360°	E27	220-240V	600
MT-LGF 6W T27 E27 230V VIM	6	2700-6500	360°	E27	220-240V	660
MT-LGF 7W T27 E27 230V VIM	7	2700-6500	360°	E27	220-240V	800



## GLS type Filament Globe Lamps G80

Matchcode	Watt	Temperature	Beam	Base	Volt	Lumen
MT-LGF 4W T27 E27 230V VIM	4	2700-6500	360°	E27	220-240V	420
MT-LGF 5W T27 E27 230V VIM	5	2700-6500	360°	E27	220-240V	600
MT-LGF 6W T27 E27 230V VIM	6	2700-6500	360°	E27	220-240V	660
MT-LGF 7W T27 E27 230V VIM	7	2700-6500	360°	E27	220-240V	820

# FILE LAMP SERIES



## GLS type Filament Globe Lamps G95

Matchcode	Watt	Temperature	Beam	Base	Volt	Lumen
MT-LGF 4W T27 E27 230V VIM	4	2700-6500	360°	E27	220-240V	420
MT-LGF 5W T27 E27 230V VIM	5	2700-6500	360°	E27	220-240V	600
MT-LGF 6W T27 E27 230V VIM	6	2700-6500	360°	E27	220-240V	660
MT-LGF 7W T27 E27 230V VIM	7	2700-6500	360°	E27	220-240V	820
MT-LGF 9W T27 E27 230V VIM	9	2700-6500	360°	E27	220-240V	1000

## GLS type Filament Globe Lamps G120

Matchcode	Watt	Temperature	Beam	Base	Volt	Lumen
MT-LGF 4W T27 E27 230V VIM	4	2700-6500	360°	E27	220-240V	420
MT-LGF 5W T27 E27 230V VIM	5	2700-6500	360°	E27	220-240V	600
MT-LGF 6W T27 E27 230V VIM	6	2700-6500	360°	E27	220-240V	660
MT-LGF 7W T27 E27 230V VIM	7	2700-6500	360°	E27	220-240V	820
MT-LGF 8W T27 E27 230V VIM	8	2700-6500	360°	E27	220-240V	1000

# AURA LAMP SERIES

## AURA LAMPS SERIES

### Product Feature:

- Low power consumption LED C37, G45, A60, A65, G95, G120 bulbs operating at universal voltage.
- Direct replacement of incandescent lamps with E27, E14 socket.
- High luminous efficiency, soft light and high color rendering index.
- Pure aluminum and special plastic outside body design, good heat dissipation ability, light body is made of higher intensity aluminum materials.
- Green environmental protection, do not contain mercury.

### Application:

Ideal for general ambient lighting in offices, conference rooms, restaurants, coffee shops, super markets, hotels and homes

### Technical Specification:-

- Average life: 20,000 hrs
- Color rendering index: Ra ≥ 80
- WW (2200 - 2800K)
- NW (3850-4200K)
- CW (6150 - 6750K)

### C37 Aura Candle Lamps

Matchcode	Watt	Temperature	Beam	Base	Volt	Lumen
MT-LCS-5W-T27-E14-F-230V-VIM	5	2700-6500	200°	E14	220-240V	390
MT-LCS-6W-T27-E14-F-230V-VIM	6	2700-6500	200°	E14	220-240V	470



### G45 Aura Ball Shape Lamps

Matchcode	Watt	Temperature	Beam	Base	Volt	Lumen
MT-LGS-5W-T27-E14-F-230V-VIM	5	2700-6500	200°	E27	220-240V	390
MT-LGS-6W-T27-E14-F-230V-VIM	6	2700-6500	200°	E14	220-240V	470

# AURA LAMP SERIES



## GLS type LED Lamps A60

Matchcode	Watt	Temperature	Beam	Base	Volt	Lumen
MT-LGS-8W-T27-E27-F-230V-VIM	8	2700-6500	240°	E27	220-240V	640
MT-LGS-10W-T27-E27-F-230V-VIM	10	2700-6500	240°	E27	220-240V	810

## GLS type LED Lamps A65

Matchcode	Watt	Temperature	Beam	Base	Volt	Lumen
MT-LGS-12W-T27-E27-F-230V-VIM	12	2700-6500	240°	E27	220-240V	1000
MT-LGS-15W-T27-E27-F-230V-VIM	15	2700-6500	240°	E27	220-240V	1300



## GLS type LED Globe Lamps G95/G120

Matchcode	Watt	Temperature	Beam	Base	Volt	Lumen
MT-LGS-12W-T27-E27-F-230V-VIM	12	2700-6500	240°	E27	220-240V	1000
MT-LGS-16W-T27-E27-F-230V-VIM	16	2700-6500	240°	E27	220-240V	1500

# LED Dimmable LAMPS Series

## DIMMABLE LAMPS SERIES

### Product Feature:

- High quality dimmable lamps in Candle, MR-16 & GLS shapes
- 100 -20% dimming, depending in dimming system design.
- Tested with mr than 15 famous dimming systems like Clipsal, Lutron etc.

### Application:


For light intensity control applied by building automation systems for lighting control, create lighting ambience as desired in hotel and restaurant settings

### Technical Specification:-

- Average life: 15,000 hrs
- Color rendering index: Ra ≥ 80
- With buck boost wiring

## LED Dimmable MR-16 Lamps

Matchcode	Watt	Temperature	Beam	Base	Volt	Lumen
MT-LMS-6W-T27-G5.3-AC-D-MMU	5.5W	2700-6500	36°	GU-5.3	12V AC	440
MT-LMS-5W-T27-G10-C-D-240VAC-GTM	5.5W	2700-6500	36°	GU-10	220-240	440
MT-LMS-6W-T27-G10-C-D-240VAC-GTM	6.5W	2700-6500	36°	GU-10	220-240	520
MT-LMS-7W-T27-G10-C-D-240VAC-GTM	7W	2700-6500	36°	GU-10	220-240	560



## LED Dimmable Candle Lamps

Matchcode	Watt	Temperature	Beam	Base	Volt	Lumen
MT-LCF-4W-T27-E14-C-D-230V-OTM	4 W	2700-6500	270°	E14	220-240V	360
MT-LCF-5W-T27-E14-C-D-230V-OTM	5 W	2700-6500	270°	E14	220-240V	400
MT-LCS-3W-T27-E14-F-D-240V-OPF	3W	2700-6500	200°	E14	220-240V	240
MT-LCS-5W-T27-E14-F-D-240V-OPF	5W	2700-6500	200°	E14	220-240V	350
MT-LCC-4W-T27-E14-C-D-240V-MMU	4W	2700-6500	330°	E14	220-240V	300
MT-LCC-5W-T27-E14-C-240V-MMU	5W	2700-6500	330°	E14	220-240V	375

# LED Dimmable LAMPS Series



## LED Dimmable GLS type Lamps

Matchcode	Watt	Temperature	Beam	Base	Volt	Lumen
MT-LGF-4W-T27-E27-C-D-240V-OTM	4W	2700-6500	290°	E27	220-240V	400
MT-LGF-5W-T27-E27-C-D-240V-OTM	5W	2700-6500	290°	E27	220-240V	500
MT-LGF-7W-T27-E27-C-D-240V-OTM	7W	2700-6500	290°	E27	220-240V	700
MT-LGF-8W-T24-E27-C-D-240V-OTM	8W	2700-6500	290°	E27	220-240V	760

Matchcode	Watt	Temperature	Beam	Base	Volt	Lumen
MT-LGF-4W-T27-E27-C-D-240V-OTM	4W	2700-6500	290°	E27	220-240V	400
MT-LGF-5W-T27-E27-C-D-240V-OTM	5W	2700-6500	290°	E27	220-240V	500
MT-LGF-7W-T27-E27-C-D-240V-OTM	7W	2700-6500	290°	E27	220-240V	700

Matchcode	Watt	Temperature	Beam	Base	Volt	Lumen
MT-LGF-5W-T27-E27-C-D-240V-MMU	5W	2700-6500	330°	E14	220-240V	400
MT-LGF-8W-T27-E27-C-D-240V-MMU	8W	2700-6500	330°	E14	220-240V	640



# DICRO LED MR-16 Lamps Series

## DIMMABLE LAMPS SERIES

### Product Feature:

- Available in both ceramic & aluminum plastic body material
- Different beam angles are available from spot to wide
- Compatible with conventional 12V AC transformer
- With optical lens for best dispersion of light



### Application:

Ideal for general ambient lighting in offices, conference rooms, restaurants, coffee shops, super markets, hotels and homes.

### Technical Specification:-

- Average life: 20,000 hrs
- Color rendering index: Ra ≥ 80
- WW (2700 – 3000K)
- NW (3850-4000K)
- CW (6000 – 6700K)

## COB DICRO LED MR-16 Lamps

Matchcode	Watt	Temperature	Beam	Base	Volt	Lumen
MT-LMC-3W-T27-G5.3-C-12VDC-VIM	3W	2700-6500	45°	GU-5.3	12V DC	225
MT-LMC-5W-T27-G5.3-C-12VDC-VIM	5W	2700-6500	45°	GU-5.3	12V DC	375
MT-LMC-5W-T27-G5.3-C-12VDC-VIM	5W	2700-6500	120°	GU-5.3	12V DC	375
MT-LMC-4W-T27-G5.3-C-240VAC-GTM	4W	2700-6500	38°/60°	GU-5.3	220-240	320
MT-LMC-5W-T27-G5.3-C-240VAC-GTM	5W	2700-6500	38°/60°	GU-5.3	220-240	400
MT-LMC-5W-T27-G10-C-240VAC-OTM	5W	2700-6500	60°	GU-10	220-240	400
MT-LMC-5W-T27-G10-C-240VAC-OTM	7W	2700-6500	60°	GU-10	220-240	560

## SMD DICRO LED MR-16 Lamps

Matchcode	Watt	Temperature	Beam	Base	Volt	Lumen
MT-LMS-6W-T27-G5.3.AC-MMU	5.5W	2700-6500	24°	GU-5.3	12V AC	440
MT-LMS-3W-T27-G10-C-240VAC-GTM	3W	2700-6500	36°	GU-10	220-240	300
MT-LMS-5W-T27-G10-C-240VAC-GTM	5.5W	2700-6500	60°	GU-10	220-240	440
MT-LMS-7W-T27-G10-C-240VAC-OTM	7W	2700-6500	60°	GU-10	220-240	490

# Premium LED Lamps Series



## PREMIUM LED LAMPS SERIES

### Product Feature:

- With high power factor 0.9PF
- Available in different beam angle
- Direct replacement for E27 holder

### Application:

Ideal for the replacement of conventional PAR lamps.

### Technical Specification:-

- Average life: 25,000 hrs
- Color rendering index: Ra  $\geq$  80
- WW (2700 - 3000K)
- NW (3850-4000K)
- CW (6000 - 6700K)

## PAR38, PAR30, PAR20 Premium LED Lamps

Matchcode	Watt	Temperature	Beam	Base	Volt	Lumen
MT-LPRS8-17W-T27-E27-F-240VAC-GTM	17W	2700-6500	25/40/ 60°	E27	220-240	1360
MT-LPRS0-12W-T27-E27-F-240VAC-GTM	12W	2700-6500	25/40/ 60°	E27	220-240	960
MT-LPRS0-10W-T27-E27-F-240VAC-GTM	10W	2700-6500	25/40/ 60°	E27	220-240	800
MT-LPRS0-6W-T27-E27-F-240VAC-GTM	6W	2700-6500	25/40/ 60°	E27	220-240	480

## Dimmable PAR38, PAR30, PAR20 Premium LED Lamps

Matchcode	Watt	Temperature	Beam	Base	Volt	Lumen
MT-LPRS8-18W-T27-E27-F-D-240VAC-GTM	18W	2700-6500	25/40/ 60°	E27	220-240	1360
MT-LPRS0-13W-T27-E27-F-D-240VAC-GTM	13W	2700-6500	25/40/ 60°	E27	220-240	960
MT-LPRS0-10W-T27-E27-F-D-240VAC-GTM	10W	2700-6500	25/40/ 60°	E27	220-240	800
MT-LPRS0-7W-T27-E27-F-D-240VAC-GTM	7W	2700-6500	25/40/ 60°	E27	220-240	480

# Premium LED Lamps Series


## Product Feature:

- With high power factor 0.9PF
- Available 330° beam angle
- Direct replacement for 12V AC input voltage
- Also available with Dimmable G9 lamp



## G4 Premium LED Lamps

Matchcode	Watt	Temperature	Beam	Base	Volt	Lumen
MT-LCPS-1.5W-T27-G4-C-12VDC-GTM	1.5W	2700-6500	160°	G4	12 V AC/DC	105
MT-LCPS-2W-T27-G4-C-12VDC-GTM	2W	2700-6500	160°	G4	12 V AC/DC	210



## Dimmable G9 Premium LED Lamps

Matchcode	Watt	Temperature	Beam	Base	Volt	Lumen
MT-LCPS 2.5W T27-G9-C-240V-GTM	2.5W	2700-6500	330°	G9	220 - 240 VAC	225
MT-LCPS 3.5W T27-G9-C-240V-GTM	3.5W	2700-6500	330°	G9	220 - 240 VAC	315
MT-LCPS-3W-T28-G9-C-240V-00M	3W	2700-6500	330°	G9	220 - 240 VAC	210

## Application:

**Ideal for the replacement of conventional G4 & G9 lamps.**

## Technical Specification:-

- Average life: 15,000 hrs
- Color rendering index: Ra ≥ 80
- WW (2700K)
- NW (4000K)
- CW (6500K)

# LED GLASS TUBE LAMPS

## LED GLASS TUBE LAMPS

### Product Feature:

- Available in both 0.9 & 0.5 power factor
- Available with 150° beam angle
- Direct replacement for 240 VAC input
- 2G11 lamp is available with both 2pin/4pin base.

### Application:

Ideal for the replacement of conventional G24 & 2G11 lamps.

### Technical Specification:-

- Average life: 15,000 hrs
- Color rendering index: Ra ≥ 80
- WW (2700K)
- NW (3850-4000K)
- CW (6000 – 6700K)

## Premium LED Capsule Lamps

Matchcode	Watt	Temperature	Beam	Base	Lumen	Volt
MT-LPDS-6W-T40-G24-F-20VAC-GTM	6W	2700-6500	120°	G24/4pin	600	220 - 240 Compatible with electronic ballast
MT-LPDS-9W-T40-G24-F-20VAC-GTM	9W	2700-6500	120°	G24/4pin	900	220 - 240 Compatible with electronic ballast
MT-LPDS-7W-T40-G24-F-20VAC-GTM	7W	2700-6500	120°	G24/4pin	735	220 - 240 Compatible with city electricity
MT-LPDS-10W-T40-G24-F-20VAC-GTM	10W	2700-6500	120°	G24/4pin	1050	220 - 240 Compatible with city electricity



## Premium LED Compact Lamps

Matchcode	Watt	Temperature	Beam	Base	Lumen	Volt
MT-LPLS-18W-T65-2G11-F-240VAC-GTM	18	2700-6500	150°	2G11	1800	220-240
MT-LPLS-20W-T65-2G11-F-240VAC-GTM	20	2700-6500	150°	2G11	2000	100-265

# LED GLASS TUBE LAMPS



## 2 Feet T8 Tube

Matchcode	Watt	Temperature	Beam	Base	Volt	Type
MT-LTS-18W-T65-G13-F-240V-GTM	10W	2700-6500	270°	G13	220-240V	Single Ended Without Dummy Starter & anti-shock coating
MT-LTS-18W-T65-G13-F-240V-GTM	10W	2700-6500	270°	G13	220-240V	Single Ended With Dummy Starter, without anti-shock coating
MT-LTS-18W-T65-G13-F-240V-GTM	10W	2700-6500	270°	G13	220-240V	Single Ended without dummy starter, with anti-shock coating
MT-LTS-18W-T65-G13-F-240V-GTM	10W	2700-6500	270°	G13	220-240V	Single Ended with dummy starter, with anti-shock coating

## 4 Feet T8 Tube

Matchcode	Watt	Temperature	Beam	Base	Volt	Type
MT-LTS-18W-T65-G13-F-240V-GTM	18W	2700-6500	270°	G13	220-240V	Single Ended Without Dummy Starter & anti-shock coating
MT-LTS-18W-T65-G13-F-240V-GTM	18W	2700-6500	270°	G13	220-240V	Single Ended With Dummy Starter, without anti-shock coating
MT-LTS-18W-T65-G13-F-240V-GTM	18W	2700-6500	270°	G13	220-240V	Single Ended without dummy starter, with anti-shock coating
MT-LTS-18W-T65-G13-F-240V-GTM	18W	2700-6500	270°	G13	220-240V	Single Ended with dummy starter, with anti-shock coating

## 5 Feet T8 Tube

Matchcode	Watt	Temperature	Beam	Base	Volt	Type
MT-LTS-24W-T65-G13-F-240V-GTM	24W	2700-6500	270°	G13	220-240V	Single Ended Without Dummy Starter & anti-shock coating
MT-LTS-24W-T65-G13-F-240V-GTM	24W	2700-6500	270°	G13	220-240V	Single Ended With Dummy Starter, without anti-shock coating
MT-LTS-24W-T65-G13-F-240V-GTM	24W	2700-6500	270°	G13	220-240V	Single Ended without dummy starter, with anti-shock coating
MT-LTS-24W-T65-G13-F-240V-GTM	24W	2700-6500	270°	G13	220-240V	Single Ended with dummy starter, with anti-shock coating

## T5 LED tubes

Matchcode	Watt	Temperature	Beam	Base	Volt	Type / Size
MT-LTS-4W-T65-T5-F-240V-GTM	4W	2700-6500	270°	G5	220-240V	Double Ended / 300 mm
MT-LTS-8W-T65-T5-F-240V-GTM	8W	2700-6500	270°	G5	220-240V	Double Ended / 600 mm
MT-LTS-12W-T65-T5-F-240V-GTM	12W	2700-6500	270°	G5	220-240V	Double Ended / 900 mm
MT-LTS-16W-T65-T5-F-240V-GTM	16W	2700-6500	270°	G5	220-240V	Double Ended / 1200 mm

# HID High Pressure Sodium Lamps



## High Pressure Sodium

Matchcode	Watt	Base	Hrs	Lumen	CRI	Colour Temp.
HPST-70W-E27-T38-QFK	70W	E27	20000	6000	22	2000
HPSE-70W-E27-ED54-QFK	70W	E27	10000	5600	25	2000
HPSD-70W-2R7s-DE-QFK	70W	2R7s	20000	5000	22	2000
HPST-100W-E27-T38-QFK	100W	E27	20000	15000	22	2000
HPSE-100W-E27-ED54-QFK	100W	E27	20000	15000	25	2000
HPST-150W-E40-T46-QFK	150W	E40	20000	15000	22	2000
HPSD-150W-2R7s-DE-QFK	150W	2R7s	20000	15000	22	2000
HPST-250W-E40-T46-QFK	250W	E40	20000	28000	22	2000
HPSE-250W-E40-F-ED90-QFK	250W	E40	20000	28000	25	2000
HPST-400W-E40-T46-QFK	400W	E40	20000	48000	22	2000
HPSE-400W-E40-F-ED120-QFK	400W	E40	20000	48000	25	2000
HPST-600W-E40-T46-QFK	600W	E40	10000	90000	22	2000
HPST-1000W-E40-TT64-QFK	1000W	E40	10000	130000	22	2000

# HID Metal Halide & Mercury Vapor Lamps





## Metal Halide Lamp

Matchcode	Watt	Base	Hrs	Lumen	CRI	Colour Temp.
MHT-70W-E27-T38-QFK	70W	E27	10000	4500	65	5200
MHE-70W-E27-ED54-QFK	70W	E27	10000	4500	65	5200
MHT-150W-E40-T46-QFK	150W	E40	10000	9000	70	5200
MHE-250W-E40-ED90-QFK	250W	E40	15000	18000	65	5200
MHT-400W-E40-T46-QFK	400W	E40	15000	28000	65	2700K
MHE-400W-E40-ED120-QFK	400W	E40	20000	28000	60	5200
MHG-150W-G12-NW-G12-QFK	150W	G12	5000	12500	65	4200
MHG-150W-G12-CY-G12-QFK	150W	G12	5000	-	-	Blue Clour
MHG-150W-G12-MG-G12-QFK	150W	G12	5000	-	-	Red Colour
MHG-150W-G12-GR-G12-QFK	150W	G12	5000	-	-	Green Colour

## Mercury Lamp

Matchcode	Watt	Base	Hrs	Lumen	CRI	Colour Temp.
HPM-100W-E27-ED54-DKM	100W	E27	12000	4200	40	4200
HPM-125W-E27-ED75-DKM	125W	E27	12000	6300	40	4200
HPM-250W-E40-ED90-DKM	250W	E40	12000	13500	40	4200
HPM-400W-E40-ED120-DKM	400W	E40	12000	22500	40	4200

# FLUORESCENT TUBE LAMPS



## T8 Lamps

Matchcode	Watt	Temperature	Beam	Base	Volt	Type
MT-FTH-18W-T65-G13-F-240V-GTM	18W	2700-6500	10.000	G13	220-240V	Halo Phosphor
MT-FTH-36W-T65-G13-F-240V-GTM	36W	2700-6500	12000	G13	220-240V	Halo Phosphor
MT-FTH-58W-T65-G13-F-240V-GTM	58W	2700-6500	12000	G13	220-240V	Halo Phosphor

## T8 Lamps

Matchcode	Watt	Temperature	Beam	Base	Volt	Type
MT-FTT-18W-T65-G13-F-240V-GTM	18W	2700-6500	15000	G13	220-240V	Tri Phospor
MT-FTT-36W-T65-G13-F-240V-GTM	36W	2700-6500	15000	G13	220-240V	Tri Phospor
MT-FTT-58W-T65-G13-F-240V-GTM	58W	2700-6500	15000	G13	220-240V	Tri Phospor

## T5 Tubes

Matchcode	Watt	Temperature	Beam	Base	Volt	Type
MT-FTT-14W-T65-G13-F-240V-GTM	14W	2700-6500	12000	G5	220-240V	Tri Phospor
MT-FTT-28W-T65-G13-F-240V-GTM	28W	2700-6500	12000	G5	220-240V	Tri Phospor



# ECOLINE Series



## **ECOLINE Series: New Budgetary Lamps**

**Mertronic German Technology** is glad to introduce to you newest economical Lamp series **ECOLINE**. Our mission is to provide a level of commitment to our customers beyond that found anywhere in our industry.

Our level of commitment is demonstrated daily in our efforts to provide high quality products and services, tailored to the customers requirements, designed to meet their needs, produced in any quantity, and delivered to meet their schedule.

## **Product features:**

- Upto 85% energy saving compared to standard halogen lamps.
- Standard IEC dimension, direct incandescent lamp replacement, easy for installation.
- No Mercury, UV and IR radiation can be avoided
- Aluminium die-casting housing wrapped by thermal plastic and plastic cover
- Constant current driver

## **Application:**


- Hotels rooms, lobbies, halls etc.
- Restaurants
- Retailing Shops
- Household Societies
- Others

## **Technical Specification:**


- Average life: 25,000 hrs
- Colour rendering index: Ra  $\geq$  80
- WW (2600 - 2800K / 2850 - 3150K)
- NW (3850-4200K)
- CW (6150 - 6750K)

# LED CANDLE & G45 LAMPS


## C37 LED Candle Lamp

	Matchcode	Watt	Temperature	Beam	Base	Volt	Lumen
	MT-LCS-3W-T27-E14-F-240V-PTM	3W	2700-6500	160°	E14/E27	175-250V	270 LM
	MT-LCS-4W-T27-E14-F-240V-PTM	4W	2700-6500	160°	E14/E27	175-250V	350 LM
	MT-LCS-5W-T27-E14-F-240V-PTM	5W	2700-6500	160°	E14/E27	175-250V	450 LM
	MT-LCS-6W-T27-E14-F-240V-PTM	6W	2700-6500	160°	E14/E27	175-250V	530 LM
	MT-LCS-7W-T27-E14-F-240V-PTM	7W	2700-6500	160°	E14/E27	175-250V	720 LM

## C37 Flame Shape LED Candle Lamp


	Matchcode	Watt	Temperature	Beam	Base	Volt	Lumen
	MT-LCSF-3W-T27-E14-F-240V-PTM	4 W	2700-6500	160°	E14/E27	220-240V	270 LM
	MT-LCSF-4W-T27-E14-F-240V-PTM	5 W	2700-6500	160°	E14/E27	220-240V	350 LM
	MT-LCSF-5W-T27-E14-F-240V-PTM	6 W	2700-6500	160°	E14/E27	220-240V	450 LM
	MT-LCSF-6W-T27-E14-F-240V-PTM	3W	2700-6500	160°	E14/E27	220-240V	530 LM
	MT-LCSF-7W-T27-E14-F-240V-PTM	5W	2700-6500	160°	E14/E27	220-240V	720 LM

## G45 LED Ball shape lamp

	Matchcode	Watt	Temperature	Beam	Base	Volt	Lumen
	MT-LGS-3W-T27-E14-F-240V-PTM	4 W	2700-6500	160°	E14/E27	220-240V	270 LM
	MT-LGS-4W-T27-E14-F-240V-PTM	5 W	2700-6500	160°	E14/E27	220-240V	350 LM
	MT-LGS-5W-T27-E14-F-240V-PTM	6 W	2700-6500	160°	E14/E27	220-240V	450 LM
	MT-LGS-6W-T27-E14-F-240V-PTM	3W	2700-6500	160°	E14/E27	220-240V	530 LM
	MT-LGS-7W-T27-E14-F-240V-PTM	5W	2700-6500	160°	E14/E27	220-240V	720 LM
	MT-LCS-7W-T27-E14-F-240V-PTM	7W	2700-6500	160°	E14/E27	175-250V	720 LM

# LED GLS & Tube LAMPS


## GLS type LED A60 Lamp

	Matchcode	Watt	Temperature	Beam	Base	Volt	Lumen
	MT-LGS-4W-T27-E14-F-240V-PTM	5W	2700-6500	240°	E27	175-250V	420 LM
	MT-LGS-4W-T27-E14-F-240V-PTM	6.5W	2700-6500	240°	E27	175-250V	530 LM
	MT-LGS-5W-T27-E14-F-240V-PTM	8W	2700-6500	240°	E27	175-250V	720 LM
	MT-LGS-5W-T27-E14-F-240V-PTM	10W	2700-6500	240°	E27	175-250V	930 LM
	MT-LGS-5W-T27-E14-F-240V-PTM	12W	2700-6500	240°	E27	175-250V	1200 LM
	MT-LGS-5W-T27-E14-F-240V-PTM	14W	2700-6500	240°	E27	175-250V	1500 LM
	MT-LGS-5W-T27-E14-F-240V-PTM	15W	2700-6500	240°	E27	175-250V	1700 LM
	MT-LGS-5W-T27-E14-F-240V-PTM	18W	2700-6500	240°	E27	175-250V	2050 LM

## GLS type LED Globe Lamp


	Matchcode	G	Watt	Temperature	Beam	Base	Volt	Lumen
	MT-LGS-12W-T27-E14-F-240V-PTM	G80	12W	2700-6500	240°	E27	175-250V	1220 LM
	MT-LGS-15W-T27-E14-F-240V-PTM	G95	15W	2700-6500	240°	E27	175-250V	1450 LM
	MT-LGS-18W-T27-E14-F-240V-PTM	G100	18W	2700-6500	240°	E27	175-250V	1750 LM
	MT-LGS-23W-T27-E14-F-240V-PTM	G120	23W	2700-6500	240°	E27	175-250V	2230 LM

## LED T8 Tube


	Matchcode	PF	Watt	Temperature	Beam	Base	Volt	Lumen
	MT-LTS-10W-T65-G13-F-240V-PTM	0,5 PF	10	2700-6500	190°	G13	175-250V	950LM
	MT-LTS-18W-T65-G13-F-240V-PTM	0,5 PF	18	2700-6500	190°	G13	175-250V	1710LM
	MT-LTS-24W-T65-G13-F-240V-PTM	0,5 PF	24	2700-6500	190°	G13	175-250V	2280LM
	MT-LTS-10W-T65-G13-F-240V-PTM	0,9 PF	10	2700-6500	190°	G13	175-250V	1050LM
	MT-LTS-18W-T65-G13-F-240V-PTM	0,9 PF	18	2700-6500	190°	G13	175-250V	1710LM
	MT-LTS-24W-T65-G13-F-240V-PTM	0,9 PF	24	2700-6500	190°	G13	175-250V	2280LM

# LED MR-16, G9 & G4 LAMPS


## LED GU-10 Lamps

	Matchcode	Watt	Temperature	Beam	Base	Volt	Lumen
	MT-LMS-3W-T27-G10-C-240VAC-PTM	3W	2700-6500	38°/100°	GU-10	220-240	230LM
	MT-LMS-4W-T27-G10-C-240VAC-PTM	4W	2700-6500	38°/100°	GU-10	220-240	320LM
	MT-LMS-5W-T27-G10-C-240VAC-PTM	5W	2700-6500	38°/100°	GU-10	220-240	400LM
	MT-LMS-6W-T27-G10-C-240VAC-PTM	6W	2700-6500	38°/100°	GU-10	220-240	470LM
	MT-LMS-7W-T27-G10-C-240VAC-PTM	7W	2700-6500	38°/100°	GU-10	220-240	620LM
	MT-LMS-8W-T27-G10-C-240VAC-PTM	8W	2700-6500	38°/100°	GU-10	220-240	770LM


## LED GU-5.3 Lamps

	Matchcode	Watt	Temperature	Beam	Base	Volt	Lumen
	MT-LMS-3W-T27-G10-C-240VAC-PTM	3W	2700-6500	38°/100°	GU-5.3	220-240	230LM
	MT-LMS-4W-T27-G10-C-240VAC-PTM	4W	2700-6500	38°/100°	GU-5.3	220-240	320LM
	MT-LMS-5W-T27-G10-C-240VAC-PTM	5W	2700-6500	38°/100°	GU-5.3	220-240	400LM
	MT-LMS-6W-T27-G10-C-240VAC-PTM	6W	2700-6500	38°/100°	GU-5.3	220-240	470LM
	MT-LMS-7W-T27-G10-C-240VAC-PTM	7W	2700-6500	38°/100°	GU-5.3	220-240	620LM
	MT-LMS-8W-T27-G10-C-240VAC-PTM	8W	2700-6500	38°/100°	GU-5.3	220-240	770LM

## LED GU-9 Lamps

	Matchcode	Watt	Temperature	Beam	Base	Volt	Lumen
	MT-LMSG-4W-T27-G10-C-240VAC-GTM	4,0	2700-6500	38°	GU-10	220-240	320LM
	MT-LMSG-4W-T27-G10-C-240VAC-GTM	4,2	2700-6500	38°	GU-10	220-240	370LM
	MT-LMSG-5W-T27-G10-C-240VAC-GTM	4,6	2700-6500	38°	GU-10	220-240	450LM

## LED GU-4 Lamps

	Matchcode	Watt	Temperature	Beam	Base	Volt	Lumen
	MT-LCPS 2.5W T27-G9-C-240V-GTM	2,5	2700-6500	360°	G9	200-240	230LM
	MT-LCPS 3.5W T27-G9-C-240V-GTM	3,5	2700-6500	360°	G9	200-240	390LM
	MT-LCPS-1.2W-T27-G4-C-240V-GTM	1.2	2700-6500	360°	G4	200-240	150LM
	MT-LCPS-1.5W-T27-G4-C-240V-GTM	1.5	2700-6500	360°	G4	200-240	230LM

# High Power LED Lamps

## High Power Lamps Series



### Features

- Up-to 80% energy saving compared to standard halogen lamps.
- Standard IEC dimension, directly replace,

easy for installation.

- Coming with common high power lamp base E27, E40.
- Mercury free, in compliance with material restriction requirements of RoHS
- Exactly same size as traditional incandescent bulb and halogen which enable it to replace the traditional light bulbs easily and perfectly

### Application:

Ideal for general ambient lighting in Halls, warehouses, super markets and others.

### Technical Specification:-

- Average life: 15,000 hrs
- Color rendering index: Ra ≥ 80
- Color Temperature (3000/4000/6500K)
- High power factor

Matchcode	Power W	CRI (RA)	Color Temp.	PF	Lumen Output	Cap	Dimension	Beam Angle	PF	Input	LED	Life Time
MT-LHBS-20W-T65-E27-F-230-VIM	20	80	3000/ 4000/ 6500K	0,5	1800/ 2000	E27	80*150	200°	0,9	165- 265V	ADAYO	15000h
MT-LHBS-30W-T65-E27-F-230-VIM	30	80	3000/ 4000/ 6500K	0,9	2700/ 3000	E27	100*185	200°	0,9	165- 265V	ADAYO	15000h
MT-LHBS-40W-T65-E27-F-230-VIM	40	80	3000/ 4000/ 6500K	0,9	3600/ 4000	E27	120*215	200°	0,9	165- 265V	ADAYO	15000h
MT-LHBS-40W-T65-E40-F-230-VIM	40	80	3000/ 4000/ 6500K	0,9	3600/ 4000	E40	120*225	200°	0,9	165- 265V	ADAYO	15000h
MT-LHBS-50W-T65-E27-F-230-VIM	50	80	3000/ 4000/ 6500K	0,9	4100/ 4500	E27	120*225	200°	0,9	165- 265V	ADAYO	15000h
MT-LHBS-50W-T65-E40-F-230-VIM	50	80	3000/ 4000/ 6500K	0,9	4100/ 4500	E40	120*225	200°	0,9	165- 265V	ADAYO	15000h
MT-LHBS-70W-T65-E40-F-230-VIM	70	80	3000/ 4000/ 6500K	0,9	5100/ 5600	E40	138*248	200°	0,9	165- 265V	ADAYO	15000h
MT-LHBS-90W-T65-E40-F-230-VIM	90	80	3000/ 4000/ 6500K	0,9	7000/ 7700	E40	138*266	200°	0,9	165- 265V	ADAYO	15000h

Headquarter Germany

Mattentwiete 5  
20457 Hamburg  
Germany

☎ +49 - 40 32 08 27 3  
☎ +49 - 40 32 08 27 59

✉ mail@merkur-hamburg.de

Office United Arab Emirates

Level 41, Emirates Towers  
Sheikh Zayed Road  
P.O. Box: 31 303  
Dubai - U.A.E.

☎ +971 - 43 13 28 92  
☎ +971 - 43 13 27 53

Office Hongkong

Unit 1202, Level 12,  
One Peking Building  
1 Peking Road, Tsim Sha Tsui  
Hongkong

☎ +852 - 39 80 92 25  
☎ +852 - 39 80 92 34

Distributors

**Afghanistan**

Liberty Corporation Co.  
64m Street, Herat City  
Afghanistan  
☎ +937 - 99 69 44 81

**Bahrain**

Shaheen Group  
P.O.Box 405  
Manama  
Kingdom of Bahrain  
☎ +973 -17 81 35 35z

**Cameroon**

CALICO Sarl  
BP 15566  
Douala  
Cameroon  
☎ +237- 22 43 80 44

**Ghana**

Luminant Electricals  
P.O. Box CT5204  
Cantonment-Accra  
Ghana  
☎ +233 - 27 52 29 62 2

**Lebanon**

Tele Project  
P.O. Box 55268  
Sin el Fil  
Lebanon  
☎ +961 - 16 87 900

**Oman**

Trade Links and Services Co. LLC  
P.O.Box 2901  
Ruwi 112  
Sultanate of Oman  
☎ +968 - 24 70 67 75

**Saudi Arabia**

Ahmed Omer Bagazy Est.  
P.O. Box 16367  
Jeddah 21464  
Saudi Arabia  
☎ +966 - 26 47 29 28

**Sri Lanka**

Rotax Limited  
332 Galle Road  
Colombo 04  
Sri Lanka  
☎ +94 - 11 55 74 07 0

**United Arab Emirates**

GILCO CONTRACTING & BUILDING  
WORKS L.L.C.  
P.O. Box 4916  
Deira, Dubai  
United Arab Emirates  
☎ +971 - 43 96 15 25

**Yemen**

Al Ashwal for Electrical Trade &  
Agencies  
Shoub Street  
Sana'a  
Yemen Republic  
☎ +967 - 12 82 43 2